

Father Agnel School, Noida



Holiday Homework 2017 - 2018

Class 1

Dear Children

Its vacation time again! We are sure that you must be having a good time. You must have started making plans to visit your grandparents, relatives and friends, going for a morning walk, taking a dip in the swimming pool and joining some activity classes with your friends.

We wish that you enjoy every minute of this long break with your family and friends. It will be great if you are able to find time to visit museums and monuments, learn new things, explore new areas near your house, help your elders and read as many story books as you can, during your long summer break.

We are giving you a variety of interesting activities which you can do. Do them neatly and submit the work to us after the vacation. Few practice worksheets have been included for each subject. Do them under the supervision of your parents.

Wishing all of you a very enjoyable and fun packed summer break!!

Love

Teachers



Some suggested activities-

1. Learn a new outdoor game.
2. Help your mommy in household things- laying the dining table, keeping the things in place, watering the plants, feeding your pet and many more.
3. Learn to make a sandwich and salad.
4. Learn some new craft like origami, best out of waste etc.
5. Read story books.
6. Go on a trip with family. Click pictures, enjoy nature, and explore different cuisines.
7. Spend time with your grandparents.



Learn while you play



English-

1. Learn ten new words during holidays. They can be things that you see in your house, park, mall, market etc. After the vacations you can teach the same to your friends. Write them on given pastel sheets in the given format. Bring it to school after vacations.

S.no.	Word	Frame sentence using the word
1		
2		
3		
4		
5		
6		
7		
8		
9		
10		

2. Reading is fun! Read as many story books as you can.

Lend a story book (in good condition) that you have already read for the class library.

❖ There Is a Bird on Your Head!

by: *Mo Willems* - (Hyperion Books for Children, 2007) 64 pages.

❖ Frog and Toad Are Friends

by: *Arnold Lobel* - (Harper Collins, 1970) 64 pages.

❖ The Giving Tree

by **Shel Silverstein** *Illustrated by Shel Silverstein*

❖ I Can Read! Books



EVS

Activity 1: 'Let's play – Good Habits'

Some habits are good for our body. They make us grow and become strong. Let's play this game with our family and friends to know more about good health.

Note: You can prepare your own board and counters. The dice can be made with cubes cut from erasers. So let's have fun...



64

63

62

I will be clean and healthy

61

60

59

58

57

49

My nails will be clean

50

I clean my ears with a pencil

51



52

53

54

I brush once in 2 days

55

56

48

I bite my nails



47



46



45

I bathe every day

44

I bathe twice a week



43

My nails will not get dirty



42



41

40

My teeth will hurt

33

32

I will get an upset stomach

31

I cut my nails once a week




30

I eat when I like



29

My hair will be clean



28

27

I clean my nose with a handkerchief

26

25

17

I will not fall sick



18

I brush twice a day

19

I will have strong teeth

20

My ears will hurt

21

22

I will be dirty

23

I will grow and be strong

24

16

15

14

13

12

11

10

9

8

7

6

5

4

3

2

1



I wash the fruit I eat

I will not be strong

I eat at the same time every day

Activity 2: Collage Making-‘How I spent my summer vacations’

Kindly help your ward collect pictures of the fun and frolic activities done, places visited during the summer break. Encourage your ward to creatively paste these pictures in a collage form on an A4 size coloured pastel sheet. Also, prepare 5-6 lines on how you spent your summer vacations for a declamation activity.

MATH

ACTIVITY -1

Days of the Week
Sunday
Monday
Tuesday
Wednesday
Thursday
Friday
Saturday

Memorize the names of the days of the week in order. Monday is the first day of the week and Sunday is the last day of the week.

Note for the Parents:

Ask the children different questions:

- Which day comes after Sunday?
- Which day comes between Thursday and Saturday?
- Which day comes before Friday?
- If today is Monday what will be tomorrow?
- How many days are there in a week?

ACTIVITY -2

Months of the Year	
January	July
February	August
March	September
April	October
May	November
June	December

Memorize the names of the months of the year in order.

Note for the Parents:

Ask the children different questions:

- Which month comes after February?
- Which month comes before October?
- Which month comes between March and May?
- If this month is April, what was the last month?
- If this month is August, what will be the next month?

हिन्दी

- अ से ज्ञ का अभ्यास करें
- घर में पाए जाने वाली वस्तुओं में से किन्हीं पाँच आ (1) व ए (2) की वस्तुओं के चित्र पेस्टल शीट चिपकाकर या बनाकर उनके नाम लिखो।
- हिन्दी सुलेख का अच्छा अभ्यास करें।
- 'guide 2 india' में छोटी कहानियों के विडिओ देखें।
- ज्ञान वर्धक छोटी कहानियाँ 'हिन्दी सोच(url) ' से सुने।

<http://www.guide2india.org/hindi-moral-story-for-kids/>

<http://www.hindisoch.com>



Practice Worksheets



Let's revise the sounds done till now.

Fill in the boxes to form words. One is done for you.

C	H	A	I	R
S	H			L
S		O	O	
	P	O	O	
S		I	L	L
L			C	H
S	H			F
S	M		L	L
T	H	R		

Parent's Signature : _____



Draw a thing with the following sounds-

"ch"	"sh"
"ell"	"ee"
Short "oo"	Long "oo"
Parent's Signature : _____	



Topic- one/many

Change from one to many-

1. bag _____

8. shop _____

2. pin _____

9. park _____

3. egg _____

10. star _____

4. chair _____

11. flag _____

5. ship _____

12. tap _____

6. pot _____

13. boy _____

7. mill _____

14. shed _____

Change from many to one-

1. trees _____

7. mats _____

2. buns _____

8. doors _____

3. huts _____

9. figs _____

4. stools _____

10. girls _____

5. books _____

11. hands _____

6. bells _____

12. cups _____

Draw a moon and many stars (night sky)

Parent's Signature : _____



Topic- a/an

Write a or an before the given words-

_____ owl

_____ boy

_____ book

_____ egg

_____ duck

_____ orange

_____ eagle

_____ car

_____ hen

_____ umbrella

_____ man

_____ doll

_____ ink-pot

_____ apple

_____ ice-cream

_____ ant

2. Fill in the blanks with a/an-

1. There is _____ owl on the tree.

2. I eat _____ orange everyday.

3. _____ pot is on the cot.

4. Riya is _____ good girl.

5. Go and get _____ ice-cream.

6. _____ cat is on the tree.

7. This is _____ tall wall.

8. _____ ox is on the hill.

9. _____ eagle is in the sky.

10. This is _____ umbrella.

Parent's Signature : _____



Topic- Is/Am/Are

Fill in the blanks with is/am/are-

I _____ Varun. I _____ a good boy. He _____ Mehul. Mehul _____

my friend. We _____ in the same class. She _____ Riya. They

_____ our friends. We all _____ friends. This _____ our class.

There _____ many chairs in our class. It _____ a big class. There

_____ 27 boys in the class. That boy _____ very tall. He _____ not

my friend.



Frame sentences-

is- _____

are- _____

am- _____

we- _____

he- _____

she- _____

Parent's Signature : _____



FASN/17-18/Math/Class-I/Holiday Home Work

Name : _____ Sec. _____ Date _____

WORKSHEET -1

Fill the correct numbers in the boxes.

1.

2			5	
---	--	--	---	--

2.

12		14		
----	--	----	--	--

3.

23			26	
----	--	--	----	--

4.

38			41	
----	--	--	----	--

5.

53			56	
----	--	--	----	--

6.

60				64
----	--	--	--	----

7.

71		73		75
----	--	----	--	----

8.

89				93
----	--	--	--	----

Parent's Signature : _____

WORKSHEET -2

Fill in the blanks:

1). _____ comes just before 20

2). _____ comes just before 76

3). _____ comes just before 90

4). _____ comes just before 10

5). _____ comes between 78 and 80

6). _____ comes between 12 and 14

7). _____ comes between 19 and 21

8). _____ comes just after 31

9). _____ comes just after 19

10). _____ comes just after 88 Parent's Signature : _____

WORKSHEET - 3

Fill in the boxes:

Before	Number	After	Before	Number	After
<input type="text"/>	68	<input type="text"/>	<input type="text"/>	19	<input type="text"/>
<input type="text"/>	32	<input type="text"/>	<input type="text"/>	27	<input type="text"/>
<input type="text"/>	51	<input type="text"/>	<input type="text"/>	41	<input type="text"/>
<input type="text"/>	79	<input type="text"/>	<input type="text"/>	99	<input type="text"/>
<input type="text"/>	93	<input type="text"/>	<input type="text"/>	80	<input type="text"/>
<input type="text"/>	87	<input type="text"/>	<input type="text"/>	26	<input type="text"/>
<input type="text"/>	11	<input type="text"/>	<input type="text"/>	77	<input type="text"/>
<input type="text"/>	40	<input type="text"/>	<input type="text"/>	65	<input type="text"/>

Parent's Signature : _____

WORKSHEET - 4

Circle the larger number:

7, 17

6, 9

31, 29

15, 11

48, 53

98, 89

63, 36

29, 92

33, 30

Circle the smaller number:

3, 13

38, 83

96, 69

45, 55

78, 65

71, 72

88, 45

18, 15

60, 48

Parent's Signature : _____

WORKSHEET -5

Put the correct sign (<, >, =):

34	<input type="text"/>	38	89	<input type="text"/>	79
62	<input type="text"/>	26	31	<input type="text"/>	39
36	<input type="text"/>	36	55	<input type="text"/>	49
48	<input type="text"/>	52	38	<input type="text"/>	38
39	<input type="text"/>	28	64	<input type="text"/>	92
51	<input type="text"/>	51	28	<input type="text"/>	18
91	<input type="text"/>	89	65	<input type="text"/>	54
25	<input type="text"/>	21	87	<input type="text"/>	78

Parent's Signature : _____

WORKSHEET - 6

Put the correct sign (<, >, =):

14	<input type="text"/>	18	29	<input type="text"/>	19
29	<input type="text"/>	26	71	<input type="text"/>	59
31	<input type="text"/>	31	65	<input type="text"/>	99
88	<input type="text"/>	57	10	<input type="text"/>	100
69	<input type="text"/>	98	60	<input type="text"/>	90
11	<input type="text"/>	11	29	<input type="text"/>	10
90	<input type="text"/>	19	85	<input type="text"/>	84
65	<input type="text"/>	25	88	<input type="text"/>	88

Parent's Signature : _____

WORKSHEET - 7

Write the largest and the smallest number in the boxes.

		Smallest	largest
(a)	13 15 3 5 18	3	18
(b)	21 27 32 19 13		
(c)	52 62 72 27 26		
(d)	88 90 83 85 86		
(e)	17 23 34 19 43		
(f)	31 13 43 52 18		
(g)	11 33 73 52 28		
(h)	31 93 83 62 76		

Parent's Signature : _____



फादर एग्नल स्कूल, नोएडा / 2017-18 / हिन्दी

इकाई - 1 अभ्यास पत्रिका - 1

चित्रों के नाम रिक्त स्थान में लिखो

1. माला _____ से जल भर कर लाई।




2. नेहा ने _____ जला कर रखा।




3. राजा _____ खा रहा था।



4. _____ गरज रहा था।



5. नरश _____ मत पकड़।



6. राज अपना _____ साफ कर रहा था।



7. आसमान में _____ चमक रहे थे।



Parent's Signature : _____



फादर एग्नल स्कूल, नोएडा / 2017-18 / हिन्दी - वाक्य बनाओ

इकाई - 1 अभ्यास पत्रिका - 2

प्र 2. दिए गए शब्दों से वाक्य बनाएँ। दें कि वाक्य आ (1) व ए() की मात्रा के प्रयोग से ही बनाएँ

बाज़ार जाला घर तालाब पेड़

सेब ताला खेत मेहनत गमला कमरा

मेला लालटेन ज़ेवर रेत चावल मेहमान

Blank lined writing area consisting of 18 horizontal lines.

Parent's Signature : _____



फादर एगनल स्कूल, नोएडा / 2017-18 / हिन्दी - वाक्य बनाओ

इकाई - 1 अभ्यास पत्रिका - 3

पढ़ो व समझो

बरसात आ गई

रात का समय था। राज बाहर था। अचानक आसमान में काले बादल छा गए। वह अपने साथ छाता न ले गया था। बरसात तेज़ आ गई। राज भागा- भागा घर जा रहा था। वह परेशान था। राह में एक लड़का अपने छाते के साथ उसे घर ले आया। राज आराम से घर आ गया।

रिक्त स्थान भरो

घर आसमान छाता परेशान बरसात

1. _____ में काले बादल छा गए।
2. _____ आ गई।
3. वह अपने साथ _____ न ले गया था।
4. वह _____ था।
5. राज भागा - भागा _____ जा रहा था।

सही शब्द पर गोला लगाओ

1. रात / शाम का समय था।

2. राज बाहर / बाज़ार था।

3. राज खाना / छाता साथ न ले गया था।

4. वह परेशान / सेवक था।

5. खेत / राह में एक लड़का अपने छाते के साथ उसे घर ले आया।

चित्रों के नाम लिखो









फादर एनल स्कूल, नोएडा / 2017-18 / हिन्दी -वाक्य बनाओ

इकाई - 1 अभ्यास पत्रिका - 4

शब्द पूरे करो

- | | | | |
|-------------|----|----|----|
| 1.वर | जे | ज | जा |
| 2.गर | स | सा | से |
| 3. दर.....र | ब | बे | बा |
| 4.लन | बा | ब | बे |
| 5.वल | चे | चा | च |

अशुद्ध

1. बजार

शुद्ध

.....

2. गेवर

.....

3. ललटेन

.....

4. पालाक

5. ठटेरा

शब्द पढकर चित्र बनाओ

1. सवेरा



2. ठेला



3. जेवर



4. करेला



5. परदे

6. पेड

7. खेत

8. भेड

9. बेर

Parent's Signature : _____